



NEW CITY CHURCH

20
17

ANNUAL REPORT



New City Family,

God has blessed us with some amazing years at New City, but 2017 was possibly the best yet. We saw record numbers of baptisms, people involved in groups, volunteer engagement and overall attendance. There's no doubt that we've been spoiled with tremendous growth over the years, but while the overall numbers are great, what gives me the most encouragement is knowing the individual stories of impact.

Each of you has had a hand in that. By giving of your time, talent and treasure, you are partnering with God to see the ministry of New City grow and expand. Even more importantly, as you live on mission in the places you live, work, study and play, you are helping our city and region flourish. You are New City Church.

I hope that the information on the following pages gives you more insight into the ministry of New City. If you have any questions regarding this report, please direct those to hi@newcityphx.com.

Flourish!
Brian

HIGHLIGHTS

2017 Average Attendance

1,850

1,850 2017

1,550 2016

1,250 2015

1,050 2014

2017 Total Volunteers


1,200

1,200 2017

963 2016

525 2015

320 2014



90 Baptisms

Total Community Groups

42

Total Connection Cards

50,000

Total Visitors

70,000


Foster Families Served

100

GIVING


2017 Total Giving

\$ 2,085,731.23



2017 Total Giving Units

1,111



EXPENSES

2017 Total Expenses

\$1,923,194

A: Salaries & Benefits - 34%

B: Facilities* & Operations - 33%
*Includes our new building

C: Missions & Church Planting - 11%

D: New City Ministries - 11%

E: Office & Communications - 7%

F: Miscellaneous - 4%

